



The Outdoorsman

April 2004

Newsletter of the Haliburton Highlands Outdoors Association

HHOA, talk of the OFAH Annual General Conference

Once again it is time to put pen to paper. It was a pleasure for Beth and I to attend the OFAH Annual General Conference as representatives of the HHOA, where we met up with old friends and made new ones as well.

The awards banquet on Saturday evening was really exciting with David Flowers from the Minden MNR winning the Rick G. Morgan Professional Conservation Award, for the second time. Dave was accompanied by his very proud daughter of whom he was equally proud as you can see in the accompanying pictures of her, Dave, Larry Hewitt and myself.

We must not neglect to mention our own Kyla Matheson who was runner up for the Larry Wallace Award, for volunteers who made the greatest contribution to youth education. We as members of the HHOA are very proud of her talents and accomplishments.

Throughout the evening our organization was spoken very highly of by Neil Weins and Mike Reader of the OFAH.

For our Spring Meeting on April 25th at 10 AM we have booked as guest speakers:

- Rocky Crawford, who will speak on tournament fishing. There will also be a draw made that day for an adult and child in attendance to go fishing with Rocky;
- Brent Patterson will speak on the Wolves in and around Algonquin Park; and
- John O'Donnell is going to speak on the Elk Rehabilitation Project in Bancroft and Eagle Lake ar-

(HHOA) to apply for supplementary letters of patent to authorize (in the event of the Corporation's dissolution) the distribution of the Corporation's remaining assets after payment of all liabilities to the Ontario Ministry of Natural Resources, which has contributed so significantly to the Corporation's operations, including its acquisition of real and personal property.

Any member of the HHOA who wishes to comment and be involved in the resolution of this issue is asked to attend the Spring Meeting. Any person unable to attend this meeting, but still wanting to express an opinion is invited to forward any comments in writing before April 24, 2004 to HHOA, P.O. Box 184, Haliburton, Ontario, K0M 1S0 or hhoa@on.aibn.com. Any further information on this matter may be obtained by contacting Kyla at (705) 457-9664 or hhoa@on.aibn.com.



David Flowers (centre right) of Haliburton was awarded the Rick G. Morgan Professional Conservation Award at the OFAH Annual Members Conference in February 2004. David was nominated by the HHOA for his tireless commitment to assisting with the HHOA Conservation Projects. Larry Hewitt (far left) and Paul Arkwright (centre left) representing the HHOA congratulate David for his hard work and the award well deserved. Catharine Flowers (far right) attended the award ceremonies with her father, representing Haliburton with style.

eas.

Also, during the Spring Meeting we must discussed and decide on the following issue:

to pass a special resolution authorizing the Corporation

information on this matter may be obtained by contacting Kyla at (705) 457-9664 or hhoa@on.aibn.com.

We look forward to seeing you at the meeting.

Paul Arkwright, 2nd Vice President



2004 Spring Meeting

Sunday, April 25, 2004
10 AM, at the
Haliburton Fish Hatchery

Located on County Road #1,
3 km south of Haliburton

Guest Speakers include:

- **Rocky Crawford**

Gather a few tips on Tournament Fishing
Get your chance to spend a day fishing
with Rocky

Rocky will take one adult (in attendance) and
a child fishing.

- **Brent Patterson**

Wolves in and around Algonquin Park—
Presentation of research

- **John O'Donnell**

Elk Rehabilitation Project in Bancroft
and Eagle Lake areas.

For more information contact the HHOA office at
(705) 457-9664 or hhoa@on.aibn.com

HHOA Actively Seeking New Members

President's Corner

By John Ball

Welcome to spring, it looks like winter is slowly thawing and we are moving into a beautiful spring. That just means our membership is beginning to crank the gears and get into motion for summer projects.

There are a lot of projects on the roster for this summer, keep watch to find out what's happening around your area. For example, we might be stocking your lake this year with our very first walleye, or completing a spawning bed assessment program. I know we are going to do some spawning shoals, just not sure where yet. This year it sounds like we might do some work for pickerel. We'll wait and see.

Our Board of Directors this past winter have been working hard to increase our membership base. They have been successful in contacting outdated members and increasing our new members by about 50 persons. We owe them a round of applause. We are still actively trying to gather more members. If you know anyone around town or the lake that might be interested, please give them details about our organization and a membership form. You will find a form on the last page of this newsletter.

We will also have a booth at the Haliburton Home Show as usual, so anyone who wants to get more information can see us at the Home Show, or contact the office at (705) 457-9664. There is also a membership form you can download from the website (www.hhoa.on.ca).

G'N FISHN'

Bait & Tackle



**Penny Harrison
Larry Purdy**

Mailing Address:
RR #1, Haliburton, ON, K0M 1S0 Tel: (705) 754-4192 Fax: 754-9251

Highlands Printing & Publishing

2 Km. north of Carnarvon, Ontario — ½ Km. east on
North Shore Road just off Highway 35.

BOB MANN

Creative Printing at Reasonable Prices!

On Time and Right since 1970

Tel: (705) 489-2036 — Fax: (705) 489-1339

Underwater at the hatchery ...

Hi folks, I hope you all had a good winter, we have had a busy one here at the hatchery. It wasn't the greatest snowmobile season I have ever seen, being cut short this year. I suppose we'll just have to be a little patient now until the time we can get our boats in the water.

Our fingerlings are looking good and are almost ready for stocking. We will begin stocking at the end of this month, and continue into early May. We expect an excellent stocking for Lake Trout in 2004. We are also planning to keep a few lakera and rainbows over the summer months, to stock in the fall. They'll be a beaut.

Our walleye project is well under way now and by the time you are reading this I hope our eggs are hatching and we are putting the walleye fry into the pond. This is an exciting time for us at the hatchery, we haven't raised this type of fish before, but I am sure that with the capable supervision of our friend David Flowers from the M.N.R. we will be successful in our efforts. David is our local MNR Fisheries Extension Biologist, but before moving to Haliburton he spend 15 years as the leading researcher for pickerel culture at the White Lake Fish Culture Station, so we have every confidence in his ability to show us the way. At the end of June or early July we hope to have our young pickerel ready to stock into area lakes. Walleye culture is a far cry from trout culture, we expect a few ups and downs, but we should have stockable fry within a few short weeks, instead of a year and a half.


We held our Walleye Workshop in March to introduce walleye culture and pond culture to some new volunteers. We must thank David for presenting the workshop, he did an excellent job. We also want to thank Floyd Deyo, MNR CFWIP Coordinator for coming all the way from Kingston to give us a few pointers, show us pickerel egg collection techniques and providing us with a few hands-on tricks he has learned over the years to survive walleye incubation.

I am proud to say we have a large list of new volunteers who are eager to take to walleye culture. It is nice to see you around and thank you for your assistance.

The interpretive map in our resource center is now fully operational, and I hope you all will come down to our beautiful facility on County Road #1 and check it out. A great time to view it and the new display at the Visitor Centre is during the Hatchery's Annual Open House, scheduled for May 8, 2004. We will have our fishing pond with some lively rainbow trout in it, just waiting to be caught. Games, food and entertainment for everyone,

so plan to bring the kids.

Okay folks, say hello when you come to visit us. Until then, I bid you good day and good fishing.



LAW OFFICE
RAYMOND G. SELBIE B.A.L.L.B.

Box 186, Haliburton, Ontario KOM 1S0 Phone 1-705-457-2435
 Fax 1-705-457-3074
 e-mail selbielaw@hotmail.com

OVER 27 YEARS OF SERVICE
TO HALIBURTON COUNTY


• WILLS • POWERS OF ATTORNEY
• REAL ESTATE and MORTGAGES
• ESTATES • FAMILY LAW • CORPORATE and COMMERCIAL



Dr. Peter Bennett
Dr. Nikolai Davis

**MINDEN
ANIMAL
HOSPITAL**

BOX 429, MINDEN, ONTARIO KOM 2K0 705-286-2919

Minden Home Hardware
Main Street
Box 90
Minden
Ontario
KOM 2K0

T 705 286 1351 Hardware
705 286 2514 Lumber

F 705 286 4544
jpentney@interhop.net

Help is close to home.



Phone (705) 286-6650
Fax (705) 286-6651

**CUSTOM
SIGNS**

Box 868 MINDEN, ON KOM 2K0
at Hwy 35 & 121N

COMPUTER CUT VINYL GRAPHICS
Vehicles · Windows · Banners · Hwy Signs

countysign@interhop.net

ROYAL HOMES MINDEN
AUTHORIZED DEALER · ROYAL HOMES LTD.
Box 395, Minden, Ontario KOM 2K0
Website: www.royalhomesminden.on.ca
E-Mail: sales@royalhomesminden.on.ca



Steve Berry
Cam Berry

Mike Boisvert
Tanya Boisvert

Tel: 705-286-6992
Toll Free: 1-888-717-4923
Fax: 705-286-1394

Getting More From Your Shotgun

With the introduction of wild turkey hunting into Ontario, many hunters have been considering either buying an additional shotgun or making changes to their existing shotgun to enable them to expand their hunting opportunities. A new shotgun can cost several hundreds of dollars and there is a more reasonable alternative. The alternative is to change the choking of your existing shotgun; either by installing an adjustable choke device or by installing a screw-in choke tube system. The cost will run about one-third of the cost of a new shotgun.

The choking of your existing barrel, if it already has a fixed choke; can be changed by installing either an external choking device or an internal (screw-in) choking system. Either method requires machining of the existing barrel to remove metal. In one case, metal is removed from the outside of the barrel and in the other case; metal is removed from the inside of the barrel. If the barrel has a ventilated rib, the rib must be removed at the end of the barrel, for an externally mounted choke device. For an externally mounted device, the outside of the barrel may be threaded or left plain for soldering/epoxying, depending on the manufacturer of the device. For an internally mounted choke system, the inside of the barrel must be reamed and threaded to accommodate the new screw-in choke tubes.

The most popular solution to rechoke a shotgun is the installation of

an internal screw-in choke system, mainly because the internal choke tubes are less noticeable than the external device.

While the installation of either of the above systems may seem relatively simple to have done, not all shotguns can be rechoked. A problem can exist

Gunsmith's Corner

by Mike Grinnell

Mike's Gun Repair
Loon Lake - Haliburton
457-1859

with your existing barrel in that the actual bore is unsuitable for installation. A problem called "run-out" can occur in which the actual bore is not run true. What can happen is that essentially one side of the barrel can be too thin to receive threads. One way to picture the problem is to think of two round circles with one circle inside the other but set to one side. The "narrower" side resembles the thin side of the barrel. Another problem


that can occur is that the bore isn't round. Oddly enough, these problems can occur in the most expensive firearm!

To determine suitability for rechoking, the gunsmith must use a precision tool called a "run-out" gauge. Measurements are made, in thousandths of an inch, at several positions around the barrel and from the open end of the barrel to a depth down the barrel past where the end of the choke tube would occur. Outside diameters are also measured. The measurements are then "mapped" on a diagram of the barrel and calculations are made. Different manufacturers of choking systems have different suitable

HHOA Calendar

- **April 21, 2004**— Fish Hatchery Committee Meeting at the Haliburton Fish Hatchery, 7 pm.
- **April 25, 2004**—HHOA Spring Meeting at the Haliburton Fish Hatchery, 10 am.
- **May 5, 2004**—HHOA Board of Director's Meeting at the Haliburton Fish Hatchery, 7 pm.
- **May 8, 2004**—5th Annual Haliburton Fish Hatchery Open House, 10—4 at the Haliburton Fish Hatchery, County Road #1, Haliburton.
- **May 19, 2004**—Fish Hatchery Committee Meeting at the Haliburton Fish Hatchery, 7 pm.
- **June 2, 2004**—HHOA Board of Director's Meeting at the Haliburton Fish Hatchery, 7 pm.
- **June 25, 2004**— Haliburton County Stewardship Council Deer and Moose Symposium at the Haliburton Fish Hatchery, 9 AM

Bill Findlay Fax: (705) 286-4078



Minden Live Bait & Tackle

Hwy#35 Bypass
Norland Live Bait & Tackle
Hwy#35 & 503

P.O. Box 428
Minden, On. K0M 2K0
(705) 286-4826

Norland, On.
(705) 454-1527



(705) 457-2510
Toll Free: 1-877-425-5862
Fax: (705) 457-1591
E-mail: hallumber@halhinet.on.ca

HALIBURTON LUMBER & ENTERPRISES LTD.

BOX 534, HALIBURTON
ONTARIO K0M 1S0



Murray Scott Memorial Ice Fishing Derby Results

The HHOA held the 9th Annual Murray Scott Memorial Ice Fishing Derby on Saturday February 7, 2004 on Maple Lake.

A great turnout of 33 fisher persons, and an additional 6 children made the day an excellent event. I made sure all kids took home a grab bag, compliments of G'N Fishin'.

Rob Winslow of "Team Weedon" won top prize of \$165.00. Rob Snelgrove took second place with a 1.6 lbs lake trout, winning himself \$99.00. Finally Peter Smith won \$66.00 with a 1.1 lbs lake trout.

Neil Weedon, the Murray Scott Memorial Ice Fishing Derby Winner from 2002 and 2003 could not come to defend his title because his wife gave birth to their son the week prior to the derby, so some friends dubbed "Team Weedon" fished on his behalf and won! The luck must surely be on his rods.

Thank you should go to Rob Fraser for looking after advertising, weigh-in and registration, and to John Ball for monitoring the lake. Lastly, to Larry and Penny of G'N Fishn' for supplying a tackle box full of baits and a case of Fish Crisp Samples. These were used to make up grab bags so no one went home empty handed. We really appreciate businesses like this who go the extra mile to help with our events.

Thanks to everyone for attending, see you next year.

Dan Johnson
Fish Derby Member

Warning to Owners who use Straw Bedding

Excerpt from "Sanger to dogs! Yellow Foxtail" by Bob Mitton—reprinted from "The Ontario Sporting Dog Association"—Newsletter January 2004

"YELLOW FOXTAIL a.k.a Bristle grass (*Setaria lutescens*). This is a weed that I will never forget and neither should you! I have been running beagles in field trails for about 35 years. Recently, I found one of the dogs a bit listless and not eating. This beagle won the Ontario Association of Beagle Clubs' 15" bitch of the year for 2000. The Veterinarian checked her over and ran every test he could think of from blood tests to x-rays but couldn't find a reason for her not eating. One of the four Vets who examined her noted that there was a lot of hay in her system. They put her on intravenous fluids and antibiotic for about 5 days. She was a little bit better and started to eat. She would gag if the bowl was on the ground but would eat if they held it up for her. She was released for home care.

Then a couple of other dogs went off their feed so we started feeding soft food to those dogs who were picky eaters, and began individually feeding all 15 of the dogs, so that we could keep track of who was and was not eating. Everyone thought we had a virus. There was no rhyme or reason, as it moved from one dog to another, but jumped all over the kennel. We bleached all the dog dishes and water bowls, etc.

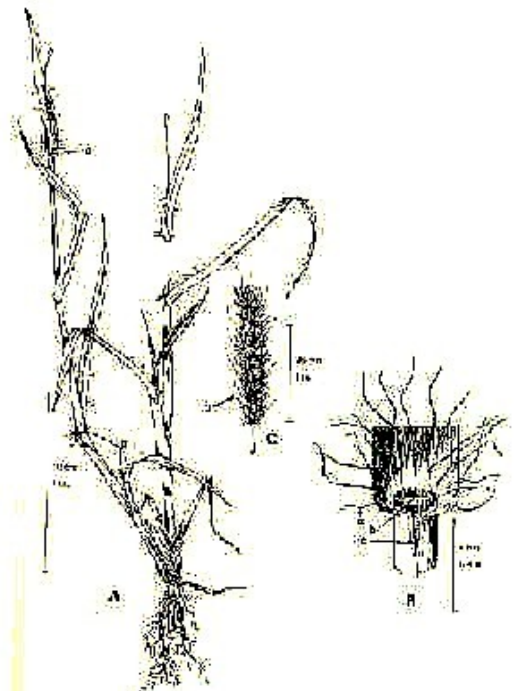
Then something new started. The dogs developed abscesses on their heads; some large enough to close an eye. The dogs that became picky eaters had bad breath. One dog that had a large abscess would not let anyone touch her, so the Vet gave her an anaesthetic in order to drain the abscess and look in her mouth. The Vet found that she had some kind of grass stuck in her gums and throat.

This grass acted just like porcupine quills; it would go in but had to be pulled out. On examination of the rest of the dogs, we found this weed lodged in the gums of every dog. This grass is sweet tasting to the dogs, so they eat it.

The weed (grass) was found in the straw that we were using for bedding. It was identified as yellow foxtail. Apparently it is a common grass in Ontario. We removed all the straw from the dog boxes and kennel and burnt it. The dogs are now on pine shavings or hemp bedding. Six weeks later, we have lost two good older field champion friends, have five dogs on antibiotic for the second time and have a rather large Vet bill. We have removed all weed stems that we could find in the dogs, putting them on "septra", a sulphur based drug, for up to two weeks for those that have had a large abscess, and five days for those that just stopped eating, having a small abscess, or just blood-shot eyes. After we stop the antibiotics, most abscesses reappear or the dogs stop eating from five to ten days. All abscesses are on the head or jaw. We seem to be in a never-ending cycle and don't know how to get off."

Description of grass:

Yellow Foxtail or Bottle Brush, Bristle Grass, Millet, Pigeon Grass, Wild Millet. Annual, reproducing only by seed....long twisted hairs in the upper surface on the leaf blade near the base; leaf sheaths without hairy margins; heads with fewer spikelets; seeds conspicuously cross-wrinkled and much larger, nearly 1/8th inch long (than green foxtail). The bristles of yellow foxtail appear faintly yellowish brown at maturity. It can be recognized by the downwardly directed barbs on its bristles. All other foxtails have barbs directed upward. *From Weeds of Canada Agriculture Canada 1970*



5th Annual Haliburton Fish Hatchery Open House

Visit the Visitor's Education Centre and see our new displays. Find out where to fish for your favorite sport fish in Haliburton County, and learn a thing or two about the environment on our interactive computer software programs

**Saturday, May 8, 2004
10 AM to 4 PM**

**Haliburton Fish Hatchery
County Road #1, 3 km south of
Haliburton**

Games, food, artisan displays, Natural Resources Conservation information, hatchery tours, the famous fishing pond, and live music by **Northern Jam**

Wildlife Symposium

presented by the
Haliburton County
Stewardship Council

Friday, June 25, 2004
9AM to 4PM

Haliburton Fish Hatchery

Topic Include:


- Managing forests for wildlife - Peter Hynard
- Introduction to ecology / biology / behaviour of deer & moose
 - Moose – Ed Addison
 - Deer – Dennis Voigt or Jim Broadfoot
- Deer browse surveys— Dave Presley, SSFC
- Snow check stations, aerial surveys, data collection programs and management decisions – Gerry Moraal
- Population management tools - Urban vs. Rural - Kerry Coleman
- Deer Feeding – Basic Principles (Do's & Don'ts)

For more information contact Jennifer Card, Stewardship Council Coordinator at (613) 332-3940 Ext. 260

1-866-457-2375



TEL: 705-457-2375
FAX: 705-457-3630



JERRY WALKER

BOX 43, HALIBURTON, ONTARIO K0M 1S0

Hawk River Construction

*Trucking, Backhoe and Bulldozer Work
Barge Service · Driveways · Septic Beds
Logging · Firewood Logs*

Larry Hewitt

(705) 457-1386 Bus.
(705) 457-9098 Fax
(705) 457-5566 Mobile
(705) 754-1162 Res.

Industrial Park Road
Box 1041, Haliburton
Ontario K0M 1S0



SERVICE CENTRE
P.O. BOX 955, HIGHWAY 121
HALIBURTON, ONTARIO K0M 1S0



**Greg Tibbitts
(705) 457-1633**

Tires • Sales & Service

**Mike Grinnell
Licensed Gunsmith**

**Member, Ontario
Gunsmiths Association**

**Mike's Gun Repair
General Gunsmithing**

Phone: 705-457-1859
Haliburton, Ontario

Letter to the Editor of the COHA Field News:

Thought this article might interest a few readers

In reading the Winter 2004 issue of the COHA (Canadian Outdoor Heritage Alliance) Field News I was disappointed to learn the Ontario Nuisance Bear Committee knew so little about bears.

It would seem to me a group given a task, as important as this one, would, at the very least, understand the subject of their report.

In order to qualify this statement let me refer to several of their "recommendations". They suggested a "male only" harvest—this would be difficult to manage as it is very difficult to positively identify the sex of a bear.

This leads us to hunting over bait as opposed to hunting with dogs. Having hunted extensively with dogs I can assure you of two things that demonstrate the committee's lack of knowledge of bear behaviour as well as the art of hunting with hounds.

I have yet to see a female bear that would abandon her cubs when pursued by hounds. She will "tree" the cubs first and then will either climb a nearby tree herself, or continue to circle around the location of her cubs. If she climbs a tree it is then very easy to identify her as a sow. If she doesn't climb a tree her unpredictable behaviour should alert a hunter that there is something amiss.

Anyone who has spent any time hunting bears knows that it is far easier to "sex" a bear in a tree than on the ground, as you are below the bear and have lots of time to study the animal.

I am pleased, however, that the Ontario Nuisance Bear Committee did recommend the return of the spring bear hunt, but very disappointed that the Ontario government did not see fit to follow their recommendations.

"I have spent time harvesting cougars, and must agree that" treeing cats makes it much easier to identify their sex, just as it does with a bear.

Joanne Hagberg of Andy Hagberg Guiding
Prince George, BC



Getting more from your gun

(Continued from page 4)

dimensions that must be met, usually based on reamer diameters. If a suitable condition is determined, that manufacturer's system can be used.

The changing of your shotgun's choke, through installation of either an external device or a choke tube system can be an inexpensive alternative to buying a new firearm that will expand your hunting opportunities. A simple check by your local gunsmith can let you know if your shotgun barrel can be rechoked.

Mike's Gun
Repair
Loon Lake,
Haliburton

OUTDOORS PLUS
FISHING, HUNTING, GAME CARDS

CORNER OF YORK & MAPLE
HALIBURTON, ONTARIO KOM 1S0
BESIDE DR. OFFICE

(705) 457-3113

Wildlife Gourmet

Sweet & Sour Meatballs

1 lb. lean ground venison, crumbled
1 egg, beaten
½ teaspoon ground ginger
½ teaspoon salt
¼ teaspoon garlic powder
¼ teaspoon freshly ground pepper
1 can (20 oz.) pineapple chunks, drained (reserve liquid)
¼ cup white vinegar
3 tablespoons soy sauce
2 teaspoons packed brown sugar
1 teaspoon ground ginger
1 tablespoon plus 1 teaspoon cornstarch
2 medium carrots, cut into ¼-inch slices (1 cup)
1 small onion, sliced
1 medium green pepper, seeded and cut into ¼-inch strips (1 cup)
6 cups hot cooked white rice

6 servings

In large mixing bowl, combine all meatball ingredients. Shape mixture into 30 meatballs, about 1 inch in diameter. Set aside. In 2-cup measure, combine reserved pineapple juice and enough water to equal 1 cup, the vinegar, soy sauce, brown sugar and 1 teaspoon ginger. Set aside. In small bowl, combine pineapple chunks and cornstarch. Set aside.

Spray 12-inch nonstick skillet with nonstick vegetable cooking spray. Heat skillet over medium heat. Add meatballs. Cook for 5 to 7 minutes, or until meatballs are browned, turning occasionally. Drain.

Add pineapple juice mixture, carrots and onion to skillet. Bring to a boil over medium-high heat. Cover. Reduce heat to medium-low. Simmer for 13 to 15 minutes, or until vegetables are tender, stirring occasionally. Add pineapple chunks to skillet, stirring frequently. Serve over hot cooked rice.

Published in "Venison Cookery"
Ontario Federation of Anglers and Hunters
A copy of this cookbook can be obtained by
contacting the OFAH,
Peterborough, Ontario

