



February 2004

The Outdoorsman

Newsletter of the Haliburton Highlands Outdoors Association



HHOA to culture and stock Walleye in 2004

On March 24 at the Haliburton hatchery, the MNR and the HHOA will host a walleye culture workshop. The purpose of the workshop is to introduce the volunteers to walleye 'extensive' (outside) culture techniques.

"In Ontario, Walleye (Stizostedion vitreum) have been cultured in outdoor rearing ponds for over 40 years. Unlike salmonid culture where the fish diet is a prepared, packaged feed, coolwater fish culturalists must often manipulate an ecosystem in order to optimize production of an acceptable diet. Manipulation and control of fish culture ponds, particularly zooplankton levels, has been the culturalists' goal since walleye pond culture originated"...

All aspects of walleye culture, i.e., egg collection, incubation, general pond maintenance and monitoring methods: water quality sampling, zooplankton and fish monitoring, aquatic vegetation control, insect problems, harvesting methods and intensive rearing will be presented. However, more emphasis will be placed on describing pond management techniques and practical rearing procedures.

A few Highlights...

EGG COLLECTION – Walleye spawning occurs in early spring and is triggered by rising water temperatures. Fish will begin to appear in spawning creeks when water temperatures are only 1-2°C, although they don't usually spawn until temperatures approach 5-6°C. The eggs range in size from 1.5 to 2.0 mm and newly hatched larvae are 6.0-9.0 mm in length.

- females are very fecund and can produce over 25,000 eggs/lb. A single large female can lay over a quarter of million eggs each spring.

INCUBATION - Walleye eggs (or any fish eggs) require a constant supply of fresh water to flush out metabolic

wastes and provide a continuous source of oxygen. Walleye eggs are traditionally cultured in a "bell jar" system where water is introduced into the bottom of the jars and eggs are buoyed in an upwelling fashion. This method has been used for walleye incubation for nearly 100 years and has proven to be extremely effective.

- eggs will hatch after 2-3 weeks, walleye fry are free swimming and have a very small yolk sac that is absorbed quickly. Small fry can begin feeding within 3-4 days after hatching.

POND MANAGEMENT - Pond culture is usually the most limiting factor in most walleye fingerling production programs. Water quality, zooplankton abundance/composition and walleye condition are inter-related. A change in one usually reflects or anticipates a change in another. Walleye culturalists should be aware of the important influence weather may have upon pond zooplankton levels, particularly during the first three weeks of culture. The first two weeks post-hatch are EXTREMELY CRITICAL for larval walleye. The transformation from endogenous (yolk sac) nutrition to exogenous (zooplankton) feed is the single most critical period in the life cycle of the walleye. The failure of an adequate zooplankton bloom within the ponds at this critical period may lead to walleye year class failure and a resulting poor fingerling harvest.

- walleye fry are stocked in ponds at rates from 30,000 to 50,000 fry per acre.ft of water (a pond that averages 4 ft. deep and 1 acre in surface area would be considered to have a volume of 4 acre.ft).
- walleye summer fingerlings are harvested after a short 6-8 week rearing period when they are only 50mm or 2 inches in size. An excellent fry survival rate to aim for is 20 to 40%.

Workshop open to all HHOA volunteers, or any new recruits interested in assisting with our walleye program this year....!

*See you at the workshop!
David Flowers, Fisheries Extension Biologist
Minden Area Office, Bancroft District*

President's Corner

By John Ball

Hi everyone, John Ball here once again.

I do hope you all managed to keep warm in that frigid month of January. It has been the coldest one for some time I guess, but has worked well to freeze the lakes and make them pretty safe to go out ice fishing.

On the financial side of things, we got the trust fund in place, all the Ts are crossed and the Is are dotted so the hatchery has funding for the next four years, we are looking forward to a busy time in those years.

In December the Ontario Federation of Anglers and Hunters agreed to contribute to the trust. Annual for the next three years, the OFAH Provincial Fish and Wildlife Fund will provide \$5,000 to the Project Trust Fund, the OFAH Fisheries Research Laboratory will continue to contribute \$2,500, increase the net revenue percentage received by the HLTP from the OFAH Conservation Dinner, and issue charitable receipts for donations made to the Trust. It is nice to see their continued support of our project.

I am pleased to see that people are taking advantage of our deer feed that we have on sale at the hatchery it means that the deer are at least getting some help in this awful cold spell. It sure gives me a cold shiver when I see those animals going through the snow.

Talking of snow, as I write this article we are just getting started on the biggest storm of this year, it will surely help the snowmobile club to get some much needed grooming done on the trails and get the sled season started. Please enjoy yourselves in this wonderful winter season, and please take care in whichever sport you participate in. I would much rather hear from you than read about you. When on the sled if you don't know don't go! Take care. John Ball

Planning begins for the 2004 AGM

Here we are in 2004 time does fly. I hope everyone had a Merry Christmas, and a great New Year.

On December 14th I was invited to attend a 50/50 draw , sponsored by the Three Bridges Hunt Club who have a camp in the Haliburton area. All proceeds from the draw were donated to the HHOA for the Deer Feeding program. For such a small club, they were able to raise \$504.00.

Ron Hall was the lucky winner. He graciously donated \$52 of his winnings back to the draw. Thank you Three Bridges Hunt Club and Ron Hall for the \$304 donation. The effort put forth by this small group of hunters to help in the deer feeding program is greatly appreciated.

I want to thank the club for again sending Beth and I as representatives to the OFAH convention . We really enjoyed last years experience and are looking forward to meeting more new people. I will work hard to get some special speakers for the spring meeting.

Report by Paul Arkwright 2nd V.P



2004 Spring Meeting

Mark
**Sunday April
25, 2004**
on your
calendars

Sunday, April 25, 2004
10 AM, at the
Haliburton Fish Hatchery
Located on County Road #1,
3 km south of Haliburton

Guest Speakers
to be announced

For more information contact:
Hatchery at 705-457-9664



Box 868 MINDEN, ON K0M 2K0
at Hwy 35 & 121N

CUSTOM
SIGNS

COMPUTER CUT VINYL GRAPHICS
Vehicles · Windows · Banners · Hwy Signs

countysign@interhop.net

Phone (705) 286-6650
Fax (705) 286-6651



(705) 457-2510
Toll Free: 1-877-425-5862
Fax: (705) 457-1591
E-mail: hallumber@halhinet.on.ca

**HALIBURTON LUMBER
& ENTERPRISES LTD.**

BOX 534, HALIBURTON
ONTARIO K0M 1S0





12th Annual Wild Game Dinner, Auction and Dance

**TREAT YOUR TASTE BUDS TO
THE FLAVOURS OF BEAR,
VENISON, MOOSE, ELK, BISON,
BEAVER, AND FISH**

**ENJOY AN EVENING OF SILENT
AUCTIONS, RAFFLES, MUSIC AND
FRIENDSHIP**

**HELP SUPPORT LOCAL
CONSERVATION PROJECTS**

Saturday March 12, 2005
Royal Canadian Legion #129
Haliburton, Ontario

Doors open at 5 pm,
Social Hour from 6 pm to 7pm
Dance expected to begin at 9:30 pm
with DJ

Tickets to this event are hot!
For Tickets Contact ASAP:
Dan Johnson 457-3539
Keith Hodgson 457-5360
Bruce Sawyer at Bruce's Barber Shop

\$30 per person OR \$50 per couple

G'N FISHN'

Bait & Tackle



**Penny Harrison
Larry Purdy**

Mailing Address:
RR #1, Haliburton, ON, K0M 1S0 Tel: (705) 754-4192 Fax: 754-9251

Bill Findlay

Fax: (705) 286-4078



Minden Live Bait & Tackle

Hwy#35 Bypass
Norland Live Bait & Tackle
Hwy#35 & 503

P.O. Box 428
Minden, On. K0M 2K0
(705) 286-4826

Norland, On.
(705) 454-1527

When to see the Gunsmith

If you have ever wondered "Should I take it to a gunsmith?" here's some tips to help you...

While you can do some work on your gun, there is also work that you should not even consider doing.

You should be able to do the following work:

- Small scratch repairs on stocks
- Touch-up metal bluing on very small blemishes
- General cleaning – with disassembly up to the point as recommended by the manufacturer
- Sighting-in

It is not wise or practical for you to do the following work:

- Detailed disassembly beyond the manufacturers recommendations
- Trigger adjustments
- Internal barrel or chamber cleaning beyond a general swab-out
- Stock repairs or modifications
- Stock refinishing, especially where checkering is involved
- Sight changing or installations that aren't "clamp-on"
- Drilling or tapping
- Soldering or welding or using epoxies
- Installing sling swivels
- Stock tuning, including barrel bedding
- Barrel shortening, chamber work, or choke work

- Removing dents or burrs in any part of a barrel
- "Smoothing-up" an action
- Making a firearm more accurate
- Diagnosis of malfunctions
- Any machine work or fitting of parts
- Magazine work
- Installation of "drop-in" or "no gunsmith required" parts – they aren't usually that way!
- Experimenting with reloaded am-

- values; ammunition; ballistics; applicability to hunting situations
- are aware of new developments in the field of firearms and ammunition
- can identify old or rare firearms
- can obtain parts not readily available
- have sources of information not readily available to the general public
- have links to other gunsmithing services performed by specialists in the field
- are current on legal issues regarding firearms and can direct you to legal services
- are sources of information about shooting organizations, ranges, and shooting sports and events
- often will repair air guns
- will do or arrange for custom work

Gunsmith's Corner

by Mike Grinnell

Mike's Gun Repair
Loon Lake - Haliburton
457-1859

munity or loads that are unfamiliar

- Any custom modifications that change the operation or characteristics of the firearm
- Work on somebody else's firearm (legal, insurance, and liability issues can surface)

ADDITIONAL GUNSMITH SERVICES

There are other reasons you may want to take your gun to a gunsmith or at least contact a gunsmith:

GUNSMITHS

- can also advise on types of firearms to buy (particularly on model reliability); accessories;

AND IF YOU NEED ADVICE

When working with guns, it is wise not to get a book and try to learn yourself.

It is usually not wise to talk to a friend unless you are confident of their success on doing the work and confident of you own ability at doing the work

Obtain and understand manufacturer's instructions. If in doubt about the instructions, contact the manufacturer.

Contact your gunsmith.

(Continued on page 5)

SHAMROCK

SERVICE CENTRE

P.O. BOX 955, HIGHWAY 121
HALIBURTON, ONTARIO K0M 1S0




Shell

Greg Tibbitts
(705) 457-1633


Tires • Sales & Service

1-866-457-2375



YORK
HEATING AND COOLING SYSTEMS

TEL: 705-457-2375
FAX: 705-457-3630




WALKER'S

HEATING AND COOLING
SYSTEMS

JERRY WALKER

BOX 43, HALIBURTON, ONTARIO K0M 1S0



Walleye Workshop

- Do you like to fish for Walleye?
- Do you want to see better a Walleye Fishery in Haliburton County?
- Together we can make it happen!

If you want to see this happen,
consider helping the HHOA raise and
stock walleye for a better fishery!

Starting in **April 2004**, the HHOA
will raise walleye fingerlings at the
Haliburton Fish Hatchery to be
stocked into lakes around Haliburton
County.

The HHOA and Ministry of Natural
Resources are holding a
Walleye Culture Workshop on:

Tuesday March 24, 2004
Watch local newspapers for times
Haliburton Fish Hatchery

County Road #1
Topics Include:
Wild Egg Collections
Egg Incubation
Walleye Pond Culture

Additional Gunsmithing services to consider for a safe hunting season

(Continued from page 4)

SAFETY

- Always make sure all firearms are completely unloaded and safe
- Have no ammunition in the area of the firearm
- Wear safety glasses
- Work in a clean and uncluttered area
- Work in a well-lit and well-ventilated area
- Have no distractions around you
- Do not smoke and do not consume alcohol
- Read and understand manufacturers safety warnings
- Never assume or guess when working on a firearm

HHOA Calendar

- **February 18, 2004**—Hatchery Committee Meeting at the Haliburton Fish Hatchery, 7pm.
- **March 3, 2004**—Board of Directors Meeting at the Haliburton Fish Hatchery, 7pm.
- **March 13, 2004**—11th Annual Wild Game Dinner and Dance at the Haliburton Royal Canadian Legion #129 doors open at 5pm. Dance to follow at 9:30pm. See Advertisement on page 3 for details.
- **March 24, 2004**—Walleye Culture and Stocking Workshop at the Haliburton Fish Hatchery, 7pm.
- **March 24, 2004**—Hatchery Committee Meeting at the Haliburton Fish Hatchery, 7pm.
- **April 7, 2004**—Board of Directors Meeting at the Haliburton Fish Hatchery, 7pm.
- **April 25, 2004**—HHOA Spring Meeting at the Haliburton Fish Hatchery, 10 am.
- **May 8, 2004**—5th Annual Haliburton Fish Hatchery Open House, 10—4 at the Haliburton Fish Hatchery, County Road #1, Haliburton.

Mike Grinnell
Licensed Gunsmith

Member, Ontario
Gunsmiths Association

Mike's Gun Repair General Gunsmithing

Phone: 705-457-1859
Haliburton, Ontario




Help us celebrate 3
 great years of stocking
 the Haliburton Silver
 Lake Trout
 and our venture into
 Walleye Culture
 AT THE

5th Annual Haliburton Fish Hatchery Open House

Saturday, May 8, 2004
 10 AM to 4 PM
 Haliburton Fish Hatchery
 County Road #1, 3 km
 south of Haliburton

Visit the Visitor's
 Education Centre and see
 our new displays. Find out where
 to fish for your favorite sport
 fish in Haliburton County, and
 learn a thing or two about the
 environment on our interactive
 computer software programs


Games, food, music,
 artisan displays, Natural
 Resources Conservation in-
 formation, hatchery tours and
 a fishing pond



OUTDOORS PLUS
 FISHING, HUNTING, GAME CARDS

CORNER OF YORK & MAPLE
 HALIBURTON, ONTARIO K0M 1S0
 BESIDE DR. OFFICE

(705) 457-3113



Dr. Peter Bennett
 Dr. Nikolai Davis

**MINDEN
 ANIMAL
 HOSPITAL**

BOX429, MINDEN, ONTARIO K0M 2K0 705-286-2919

Highlands Printing & Publishing
 2 Km. north of Carnarvon, Ontario — ½ Km. east on
 North Shore Road just off Highway 35.

BOB MANN
 Creative Printing at Reasonable Prices!

On Time and Right since 1970

Tel: (705) 489-2036 — Fax: (705) 489-1339

ROYAL HOMES MINDEN
 AUTHORIZED DEALER - ROYAL HOMES LTD.
 Box 395, Minden, Ontario K0M 2K0
 Website: www.royalhomesminden.on.ca
 E-Mail: sales@royalhomesminden.on.ca



**Steve Berry
 Cam Berry**

**Mike Boisvert
 Tanya Boisvert**

Tel: 705-286-6992
 Toll Free: 1-888-717-4923
 Fax: 705-286-1394

Underwater at the hatchery...

Welcome to the under water world of our hatchery. For those of you who are interested, we have had a very busy fall, and look forward to a much busier spring.

The eggs that we collected in fall have all hatched out, and they look like a good batch of young fry. Right now they are just finishing off their yolk sacs, and in a couple of weeks they will have to be put on automatic feeders for their hourly feedings.

Our dedicated volunteers are doing an excellent job caring for the fingerlings. We have an excellent batch to stock this spring. I cannot give our volunteers enough praise for their dedication to this task and many more duties that they perform at the hatchery, a big thanks to all of them.

The rainbow trout in the pond outside are thriving and looking good. They are hardy fish and will do well wherever they are stocked.

In December, the volunteers worked hard to install two new advanced rearing tanks in the hatchery. This will allow us to increase our inside production. White Lake Fish Culture Station has loaned us these tanks. The volunteers put their backs to it to shuffle around all the tanks and install new permanent tank stands. Thank you guys. Thank you to our new volunteer Glen Jewitt for completing the plumbing for the new setup. Its wonderful to have a plumber in the crew.

Until next time keep a tight line and enjoy the winter.

**Check out the HHOA website at
www.hhoa.on.ca**

**All upcoming events are updated
monthly.**

**Check to see if something is
happening at the cottage.**

Hawk River Construction

*Trucking, Backhoe and Bulldozer Work
Barge Service · Driveways · Septic Beds
Logging · Firewood Logs*

Larry Hewitt

(705) 457-1386 Bus.
(705) 457-9098 Fax
(705) 457-5566 Mobile
(705) 754-1162 Res.

Industrial Park Road
Box 1041, Haliburton
Ontario K0M 1S0

Wildlife Gourmet

Barbecued Porcupine Meatballs

Meatballs

1 lb. lean ground venison, crumbled
½ cup instant white rice
¼ cup finely chopped onion
½ teaspoon salt
¼ teaspoon freshly ground pepper
⅛ teaspoon cayenne

Sauce

1 bottle (12 oz.) chili sauce
⅔ cup grape jelly
¼ teaspoon garlic powder
¼ teaspoon cayenne

4 servings

Heat oven to 400°F. In large mixing bowl, combine all meatball ingredients. Shape mixture into 16 meatballs, about 1½ inches in diameter. Arrange meatballs in 8-inch square baking dish. Bake for 15 minutes. Drain.

Meanwhile, combine all sauce ingredients in 1-quart saucepan. Bring to a boil over medium-high heat. Cook for 3 to 4 minutes, or until jelly is melted, stirring constantly.

Pour heated sauce over drained meatballs. Bake for 10 to 12 minutes, or until sauce is hot and bubbly. Serve meatballs over mashed potatoes or hot cooked noodles, if desired.

TIP: This recipe can be made into an appetizer if meatballs are smaller.

Published in "Venison Cookery"
Ontario Federation of Anglers and Hunters
A copy of this cookbook can be obtained by contacting the
OFAH, Peterborough, Ontario



**Minden
Home
Hardware**
Main Street
Box 90
Minden
Ontario
K0M 2K0



T 705 286 1351 Hardware
705 286 2514 Lumber

F 705 286 4544
jpentney@interhop.net

Help is close to home.

Winter weather not too bad for deer

By Keith Harrison

Since the beginning of January, we have had a lot of really cold weather. Minus thirty just sits in the bones, doesn't it? Although the temperatures have been very low, there is not a whole lot of snow.

We have religiously monitored the snow station, and we see an accumulation of snow, and recently we have seen a reduction in the amount of hydro being used by the chilometer, that at this time, I would question the need for an emergency deer feeding program.

Don't get me wrong, we will continue to monitor the Percy Lake Snow Station, but as things stand now, the deer are doing well.


We are continuing to provide feed and second-cut alfalfa to anyone wanting to feed them. Purchases can be made at the Haliburton Fish Hatchery, County Road #1. All we ask is a \$20 donation for 3 bags of deer feed (for HHOA members, \$25/3 bags for non-members) and \$4 per hay bail. Just contact me (754-4428) or Kyla at the Hatchery (457-9664).

I would like to tell you a story about an extraordinary volunteer who worked hard to save a young deer near death.

Every year, Bill Challis braves the cold and snow, to feed approximately 35 deer at his home south of Gooderham. Bill and his wife Heidi enjoy watching the deer approach the food left by them.

This year, the distance setup by the deer from Bill and Heidi was eliminated when Bill brought home an unexpected house guest.

In early January Bill was out in the back forty of his property for a



Deer Feeders Bill and Heidi Challis of Gooderham, Ontario go the extra mile to save one little deer from January's cold temperatures. Found frozen to the ground, Bill nursed the young fellow until it was healthy enough to be transported to the Aspen Valley Wildlife Sanctuary.

walk, when his dog Sam showed him something a little out of the ordinary. When Bill approached, it was a small deer stuck up to his chest in burrow of frozen water.

Believing the deer tried to bury itself against the cold, Bill knew it could not survive that way. He returned to his house for the four-wheeler and blankets.

For two weeks Bill and Heidi nursed this poor helpless buck back to health in their garage, setting up a straw bed and dropping sugar water down the buck's throat with a syringe.

Unfortunately, the deer developed diarrhea. After contacting Tony Grant at the Aspen Valley Wildlife Sanctuary, Bill and Heidi had a little hope. Grant advised Bill to feed the deer electrolytes and to prop the deer up to prevent fluid from accumulating in the lungs.

Using straw and grain sacs, Bill created a bed for the buck and hand fed it the electrolytes. That evening the deer's ears began to move, and within a week the young buck was able to lift its head, occasionally move its legs and drink on its own.

To go the extra mile, Bill turned the buck every four hours to prevent sores, worked the deer's joints to encourage movement and transitioned the deer to eating solid food.

Bill and Heidi's efforts were rewarded when Grant came to pick the deer up and take it back to the sanctuary where it will be cared for until it is healthy enough to be released back to the wild.

A strong heart and effort were put into this one small creature and Bill must feel really proud to be able to tell his story.

Congratulations Bill on a fine job!



LAW OFFICE

RAYMOND G. SELBIE B.A. LL.B.

Box 186, Haliburton, Ontario KOM 1S0 Phone 1-705-457-2435 Fax 1-705-457-3074 e-mail selbielaw@hotmail.com

OVER 27 YEARS OF SERVICE
TO HALIBURTON COUNTY

• WILLS • POWERS OF ATTORNEY
• REAL ESTATE and MORTGAGES
• ESTATES • FAMILY LAW • CORPORATE and COMMERCIAL