



The Outdoorsman

June-2007

Newsletter of the Haliburton Highlands Outdoors Association

Annual Murray Scott Winter Fish Derby January 27, 2007

This year's winter fish derby took place on January 27, 2007, at Kennisis Lake.

The winners were:

1st place—Adam Begich
\$100.00

2nd place—Gordy Fraser
\$60.00

3rd place—Jack Jackson
\$40.00

Thank you everyone for your support.



HHOA SPRING DRAW

50/50 RAFFLE

The lucky winner
was
Dennis Hartwig
of
Oshawa



The Haliburton Highlands
Outdoors Association
Is starting up an

ARCHERY CLUB

*A PUBLIC INFORMATION MEETING
WILL BE HELD AT THE HATCHERY
JUNE 11, 2007
7:00 PM*

President's
Corner
Keith Hodgson



Minden
Home
Hardware
Main Street
Box 90
Minden
Ontario
K0M 2K0



T 705 286 1351 Hardware
705 286 2514 Lumber

F 705 286 4544
jpentney@interhop.net

Help is close to home.



(705) 457-2510
Toll Free: 1-877-425-5862
Fax: (705) 457-1591
E-mail: hallumber@halhinet.on.ca

**HALIBURTON LUMBER
& ENTERPRISES LTD.**

BOX 534, HALIBURTON
ONTARIO K0M 1S0




Wildlife Gourmet

Baked Partridge in Sherry

2 med sized partridge	1/4 tsp pepper
1 clove garlic, chopped	1 tsp salt
1 sm onion, halved	1/3 cu butter
1 tsp chopped celery	1/2 cu sherry

Cut up birds using breasts and thighs. Brown lightly with butter in onion and garlic. Turn into roasting pan; add sherry and chopped celery. Bake 1 1/2 hours, covered, in 350 oven. Baste frequently to prevent dryness. A little water after it has started roasting increases amount of gravy.



Bill Findlay

Fax: (705) 286-4078



Minden Live Bait & Tackle

Hwy#35 Bypass
Norland Live Bait & Tackle
Hwy#35 & 503

P.O. Box 428
Minden, On. K0M 2K0
(705) 286-4826

Norland, On.
(705) 454-1527



Box 868 MINDEN, ON K0M 2K0
at Hwy 35 & 121N

Phone (705) 286-6650
Fax (705) 286-6651

**CUSTOM
SIGNS**

COMPUTER CUT VINYL GRAPHICS
Vehicles · Windows · Banners · Hwy Signs

countysign@interhop.net

And the Best Deer Gun is.....

By Mike Grinnell

Talk about writing an article that is practically guaranteed to raise controversy and spark debates!

For years discussions about what makes the best deer rifle have occurred in barber shops, coffee shops, around card tables and in hunt camps. And the arguments generally stem around either the caliber or the style of rifle, or both as being “what’s best”!

So here it goes.....

The logic that has been used is often based on personal preferences: a friend's or a relative's recommendations: gleanings from a TV show; magazine articles; advertisements; or details from complicated ballistic tables.

My opinion –while I don't believe there is one correct answer to the famous question, I believe there is a “best” answer and it is “the gun that works best for the shooter where the hunting takes place”.

To clarify this the statement encompasses all of the following ideas or factors!

The Gun

- the fit of the gun—how fast it comes up to and nestles into the shoulder pocket; how the stock fits against the cheek; does the buttplate stick on clothing?; how the line through the sights (or eyepiece if a telescopic sight) is seen by the eye; how the arms relate to the gun at the pistol grip and the forearm; is any checkering sharp?
- The design of the sights—are they easy to use and readily visible?
- The carry of the gun in the bush-can it be gripped with one hand; is the barrel short enough to avoid becoming tangled in tag alders or ground hemlock?; does it carry easily with a good sling?
- The ability of the gun being easily rested on a log or against a tree
- The operation of the gun-can the safety easily be disengaged; is it easy to chamber another round if needed?; if a hammer gun-is the hammer readily accessible?
- The history of the gun—has it been trouble-free?
- The hunter's familiarity with the gun
- The ability of the bullet the gun fires to stop the deer quickly-a deer rifle can be any caliber from near .24 to .50 (or even a shotgun slug!) - but it must be effective—and “effective” means stopping the deer fast.
- The ease in which the gun can be maintained.
- The availability of ammunition for the gun.
- The recoil/noise of the gun-does the recoil/noise cause flinch?

The Shooter

The ability of the hunter to take the correct shot. Not only must the deer be shot in the correct part of the body, but the hunter must shoot at the correct time (we've all heard hunters who empty their firearm on a running deer) The hunter must be patient! The hunter must be experienced in knowing how to take the shot! The hunter must know allowances for wind, uphill/downhill, and movement.

Where the Hunting Takes Place

The distance from the shooter to the target. Deer in our forests are taken anywhere from 25 to 50 yards on average, whereas in Western Canada distances at which the deer are shot are much greater. You usually don't need a very flat shooting magnum style firearm in our area. I say usually because if your firearm is used for other game you may want to use a firearm that will deliver more energy at greater distances such as when shooting across swamps or ponds. But be cautious—too much energy can cause problems!

Shooting in dense low wetlands with thick coniferous trees and ground hemlock or in recently logged forests with topplings and thick strawberry bushes is vastly different from shooting in open forests or field areas. Small diameter bullets fired at high velocities generally don't work well in thick bush and are more prone to deflection.

I would be remiss if I didn't tell you something about the guns used in this area. My shop services a lot of deer rifles. There are also rifles used for other types of hunting such as caribou in Quebec and Labrador. Historically, over the past few years, the predominant rifle seen in this shop uses the .308 Winchester or members of its family of cartridges, followed closely by the .30-06 Springfield. For moose and caribou hunting there has been a slight swing toward the .338 Winchester. There have also been shotguns and muzzle loaders—but they are used more in Southern Ontario. Guns using the older 30-30 Winchester or similar cartridges have also been serviced, but not a lot of them. The overall dominant action type has been the self-loaders, followed by pump, lever-actions and bolt actions. Receiver or peep sights of the fluorescent type dominate, followed by lower powered scopes. Red Dot type scopes are also fairly common. This tells us a story—that the majority of firearms in this area; are used for close-in shooting. There has been a slight shift from metallic sights to lower powered scope sights, probably because of the aging hunting population.

For those shooters who have been successfully shooting for decades, they don't have to wonder what the best deer gun is—they usually know! But for the new shooters, there are several ways to find out.

They can seek out and ask the experienced shooters in the area; they can visit their local sporting goods store and ask questions (and perhaps even try the fit of guns or check sites); and they can talk to gunsmiths or shooting/hunting instructors.

So that's what I think is the best answer to that time-honored question. To just say “such and such” is the best gun without considering all of the variables can lead to a wrong decision and ultimately disappointment for the hunter and even to spoiled game.

Good Hunting
Mike's Gun Repair
Loon Lake, Haliburton

This is a major fundraising year. If you have any suggestions, please contact a director!!

WE NEED MEMBERS

In order to keep this hatchery running and continue with our projects we need more members.

If you know of anyone who would like to join, even if they only come to visit in the summer.

*Fill out application on back or
Please contact Marilyn
At the Hatchery 705-457-9664*



OUTDOORS PLUS

FISHING, HUNTING, GAME CARDS

(705) 457-3113

CORNER OF YORK & MAPLE
HALIBURTON, ONTARIO KOM 1S0
BESIDE DR. OFFICE

Hawk River Construction

*Trucking, Backhoe and Bulldozer Work
Barge Service · Driveways · Septic Beds
Logging · Firewood Logs*


Larry Hewitt

(705) 457-1386 Bus.
(705) 457-9098 Fax
(705) 457-5566 Mobile
(705) 754-1162 Res.

Industrial Park Road
Box 1041, Haliburton
Ontario KOM 1S0

From the Hatchery Committee Desk ...

HHOA Calendar



LAW OFFICE
RAYMOND G. SELBIE B.A. LL.B.

Box 186, Haliburton, Ontario KOM 1S0
 Phone 1-705-457-2435
 Fax 1-705-457-3074
 e-mail selbielaw@hotmail.com

OVER 27 YEARS OF SERVICE
 TO HALIBURTON COUNTY


- WILLS • POWERS OF ATTORNEY
- REAL ESTATE and MORTGAGES
- ESTATES • FAMILY LAW • CORPORATE and COMMERCIAL

- **Board of Directors Meeting**—
 Wednesday Sept. 5, 2007 at
 7 PM at the Haliburton Fish
 Hatchery.
- **Hatchery Committee Meeting**
 Wednesday Sept. 15, 2007
 at 7 PM at the Haliburton
 Fish Hatchery.
- **Board of Directors Meeting**—
 Wednesday, October 3,
 2007 at 7 PM at the
 Haliburton Fish Hatchery.
- **Hatchery Committee Meeting**—
 Wednesday October 17,
 2007, 7 PM at the
 Haliburton Fish Hatchery

Community Events Calendar

If you have an upcoming event that our readers might be interested in, please let us know at 705-457-9664 and we will add it to our calendar. Fish derbies, fund raisers, open houses, youth programs etc.

G'N FISHN'
Bait & Tackle



**Penny Harrison
 Larry Purdy**

Mailing Address:
 RR #1, Haliburton, ON, KOM 1S0 Tel: (705) 754-4192 Fax: 754-9251

PH/FAX (705) 457-5334

C.C. ENTERPRISES
 BOX 1394, 154 HIGHLAND ST.
 HALIBURTON, ONTARIO KOM 1S0

PARTS & SUPPLIES

AUTOMOTIVE, FORESTRY, SNOWMOBILE, ATV, MARINE
 WINDOW TINTING, LIGHT TRUCK ACCESSORIES

HATCHERY AND FISH TAXIDERM.....

BY JACK JACKSON

Hi Hatchery Volunteers!

My name is Jack Jackson and I was asked to tell a little about the other things that I like to do. When I retired and moved to Haliburton County, I had lots of time and energy, so I joined the mountain bike club and curling club and work as a respite worker for Family Services as well as working at the golf course at Pinestone. This leaves little time for me to do the "housework" that I'm supposed to be doing! Just like all of you, I have other interests besides the Hatchery. My special interest is fish taxidermy and reproduction (replicas) of fish.

I have been fishing over 50 years and I was always interested in fish and their habitat and cycle of life. I wanted to become a marine biologist but took a different turn and went into retail foods. "Wow" what a swing that was. I still wanted to study fish so I went into fish taxidermy. Things have come full term. I volunteer at the Hatchery and have learned so much about fish biology.

I taught myself how to do taxidermy by reading everything I could and working on the fish I caught until I felt I could do taxidermy for other people. Taxidermy has come along way over the years. Videos and new products have made the art of taxidermy much more lifelike.

The art of taxidermy is to bring the specimen back to its lifelike form. Gone are the old clay, sand and plaster molds used to make fish forms. At one time wood was cut and shaped like a fish with tow wrapped around it, then the shine put on and filled with mache, the skin put back on and then painted. Reproductions have been greatly improved, enabling the fish to be returned back to the lakes and rivers to fight again.

At our hatchery, I brought in a reproduction of a rainbow and a skin mount of a large pickerel for people to see. Anyone interested in getting a fish mounted or a reproduction done can call me at 705-447-2798. My prices are very reasonable.

In closing, I would invite other volunteers of the Hatchery to submit to our newsletter their other interests or hobbies. I think it's great to know what others do and enjoy. We can all learn from other's ideas and interests.

Thank you
Jack

Highlands Printing & Publishing

2 Km. north of Carnarvon, Ontario — ½ Km. east on
North Shore Road just off Highway 35.

BOB MANN

Creative Printing at Reasonable Prices!

 **On Time and Right since 1970** 

Tel: (705) 489-2036 — Fax: (705) 489-1339

SHAMROCK

SERVICE CENTRE

P.O. BOX 955, HIGHWAY 121
HALIBURTON, ONTARIO K0M 1S0



Greg Tibbitts
(705) 457-1633

Tires • Sales & Service

A VISIT TO THE HALIBURTON FISH HATCHERY BY GORDIE FRASER 10 years old

HAVE YOU EVER BEEN TO THE FISH HATCHERY!!!

It is really neat. You get to see all kinds of fish and other stuff.

Let me start from the beginning. The hatchery was started in 1998, but had its real opening in April 2000.

The hatchery is on County Rd #1 and it is open for people to see it from 10:00—3:00 each day. The hatchery is one big building. It has an office and a play room where they tell you all about animals that are the fishes enemies, and other things like pollution that kill fish.

The really good stuff happens behind the big door. It leads into a room that is not heated. That is to keep the fish in the tanks thinking that they are in the outdoors. They keep the lights on a timer to let the fish know when it is night time. There are 3 small tanks as you come into the room and that is where the baby fish called fry or hatchlings live. Then there are 2 divided tanks that is for the hatchlings when they grow big and need more room. They go into the child tanks called early rearing tanks. They stay in these tanks until they become teenagers. These tanks are really neat. They have water that comes in one end and out a drain in the other end. This is like a river where they would be in the wild. They have to go into the different tank because it depends on how big they are as to what food they get.

Every day people like my friends who don't get paid go 3 times a day to feed the fish and take the oxygen levels and the flow rate of the tanks. This is very important to the fish because if there is too much or too little oxygen they will die. It is not easy to raise fish as you can tell. The water has to be just right for the fish to survive. When the fish get too big for the tanks, they get to go for a ride to get stocked in the lakes.

The outside pond #1 holds 20,000 rainbow trout. They get them in October as a child and stock them in May. The pond #2 holds about 15—25,000 pickerels. They get them in May as eggs and they are stocked in about July.

The pickerel get to be 1 inch long and they get put into the lakes. They have to go that early because if they get any bigger, they eat each other in the small pond. They need the big lake to hide in. They are fed 3 times a day and again the oxygen level is taken. Outside there are other things they have to watch out for. The pond has air lines across it to keep it from freezing in the winter.

When the trout get to be about 3 to 6 inches, the fish get to go on another ride to be stocked in the lake. Sometime they just drop them off at the shore and other times they put them in a helicopter and drop them into the lakes.

So lets go over this again. They get the Lake Trout eggs in October and they hatch into baby fish by January, then grow into children fish, teenage fish and when they are almost grown after about 1 1/2 years they get stocked in lakes around Haliburton. So if you want to get more information about the fish hatchery, please go see it. It's the best by helping us put fish back into the lake for me and my dad to go fishing for years to come. Maybe I could take my kids and you never know in all that many years, maybe I'm catching the fish that I helped put into the lakes.

ROYAL HOMES MINDEN
AUTHORIZED DEALER - ROYAL HOMES LTD.
Box 395, Minden, Ontario K0M 2K0
Website: www.royalhomesminden.on.ca
E-Mail: sales@royalhomesminden.on.ca



Steve Berry
Cam Berry

Mike Boisvert
Tanya Boisvert

Tel: 705-286-6992
Toll Free: 1-888-717-4923
Fax: 705-286-1394

1-866-457-2375

YORK
HEATING AND COOLING SYSTEMS

TEL: 705-457-2375
FAX: 705-457-3630

WALKER'S
HEATING AND COOLING
SYSTEMS

JERRY WALKER

BOX 43, HALIBURTON, ONTARIO K0M 1S0



Haliburton Highlands Outdoors Association

P.O. Box 184, Haliburton, Ontario, K0M 1S0

I would like to become a member of the HHOA

Name: _____

Address: _____

I am currently an OFAH member

OFAH #: _____

OFAH Expiry: _____

I would like to participate in the affairs of the HHOA

Please contact me at _____

I would like to participate in the following projects

My areas of interest are:

Hunting: Big Game

Small Game

Hunting Dogs

Trapping

Range Shooting

Archery

Fishing: Trout

Bass

Muskie

Membership Type

Single HHOA membership

HHOA only \$30.00

with OFAH \$50.00

existing OFAH member \$24.25

Family HHOA membership

HHOA only \$35.00

with OFAH \$65.00

existing OFAH member \$29.25

Business, Affiliate, Hunt Club or

Sponsor membership \$60.00

**Please mail or return to the HHOA
Box 184, Haliburton, ON K0M 1S0**

Payment Method Cheque # _____

Cash

VISA # _____, Exp ____/____

M/C # _____, Exp ____/____

Authorizing Signature: _____

For Office Use Only

HHOA Processed _____

HHOA Expiry Date _____

OFAH Processed _____

Mailed: _____

SUPPORT THE HALIBURTON HIGHLANDS OUTDOORS ASSOCIATION

HALIBURTON HIGHLANDS RESOURCE CENTRE

I would like to make a donation to the HHOA

Name: _____

Address: _____

Telephone: _____

I would like to donate to the following HHOA program(s)

Haliburton Hatchery Trust \$ _____

Emergency Deer Feeding \$ _____

Spawning Shoal Rehabilitation \$ _____

Spawning Assessment \$ _____

Lost Dog Program \$ _____

General Donation \$ _____

Total Donation: \$ _____

I require a charitable tax receipt, please make cheque payable to the Haliburton Highlands Resource Centre (HHRC). The HHRC does not accept interact or credit card

I do not require a charitable tax receipt, please make payment to the Haliburton Highlands Outdoors Association (HHOA)

Payment Method Cheque # _____

Cash

VISA # _____, Exp ____/____

M/C # _____, Exp ____/____

Authorizing Signature: _____